




ROCHESTER SCHOOL DISTRICT

2018-19 ANNUAL PERFORMANCE REPORT

Accountability. Adaptability. Academic Excellence.

Enrollment

2,354



Male 53%
Female 47%

9%

English Learners

54%

Low Income

17%

With Disabilities

6%

Section 504

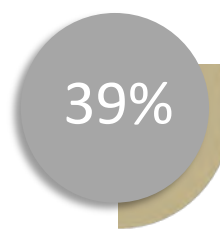
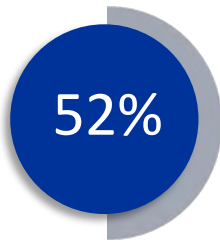
Student Performance

How are we doing getting students to their learning goals?

English Language Arts

Math

Science



All schools met grade level standards on state administered tests.

Finances

How much money do we spend per student?



\$10,235

Staff Salary & Benefits


\$3,119

Non-Personnel Costs

Revenues Sources


- 9% Local Taxes
- 2% Other
- 6% Federal
- 83% State

Student Growth & Engagement



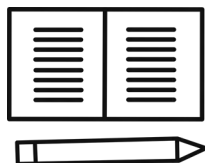
62%

9th Graders on Track to Graduate



82%

Students Regularly Attend (3-Year Average)




32%

Have High English Language Arts Growth



83%

Graduate in 4 Years (Class of 2019)



31%

Have High Math Growth



28%

Students Completed Dual Credit Course



42%

Proficiency Progress for EL Students

Teachers & Classrooms



137

Number of Teachers

12.5

Average Years Experience

17.2

Number of Students per Teacher

69%

Have Master's Degree or Higher

The district's Nondiscrimination policy and procedure 3210 is available online at http://www.rochester.wednet.edu/our_district/district_policies_and_procedures or in person at 10140 Hwy 12 SW Rochester, WA 98579.