



ROCHESTER SCHOOL DISTRICT

2019-20 ANNUAL PERFORMANCE REPORT

Accountability. Adaptability. Academic Excellence.

Enrollment

2,250



Male 53%
Female 47%

9%

English Learners

53%

Low Income

16%

With Disabilities

6%

Section 504

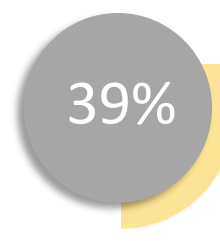
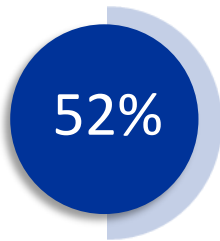
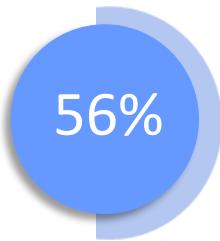
Student Performance

This is 2018-19 assessment data. Due to school closures and the suspension of testing, 2019-20 data is not available.

English Language Arts

Math

Science



All schools met grade level standards on state administered tests.

Finances

How much money do we spend per student?



\$10,422

Staff Salary & Benefits

\$3,176

Non-Personnel Costs

Revenues Sources


- 9% Local Taxes
- 1% Other
- 6% Federal
- 84% State

Student Growth & Engagement



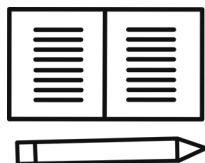
62%

9th Graders on Track to Graduate



82%

Students Regularly Attend (3-Year Average)



47%

Have High English Language Arts Growth



83%

Graduate in 4 Years (Class of 2019)



47%

Have High Math Growth



28%

Students Completed Dual Credit Course



42%

Proficiency Progress for EL Students

Teachers & Classrooms



138

Number of Teachers

13.1

Average Years Experience

15

Number of Students per Teacher

60%

Have Master's Degree or Higher

The district's Nondiscrimination policy and procedure 3210 is available online at <http://www.rochester.wednet.edu/our-district/district-policies-and-procedures> or in person at 10140 Hwy 12 SW Rochester, WA 98579.